



DEPARTMENT OF EDUCATION
Region X-Northern Mindanao
DIVISION OF MALAYBALAY CITY
Sayre Highway, Casisang, Malaybalay City
Telefax: (088)314-0094



website: www.depedmalaybalay.net email: depedmalaybalay@gmail.com

DIVISION MEMORANDUM


NO. 256 S., 2018

To: **Assistant Schools Division Superintendent
Chief Education Supervisor, CID and SGOD
Public Elementary and Secondary School Heads
All Others Concerned**

From: **REBONFAMIL R. BAGUIO**
Schools Division Superintendent *RB*

Date: May 24, 2018

Subject: **DISSEMINATION OF REGION MEMORANDUM NO. 277, S. 2018 RE:
DISSEMINATION OF UNNUMBERED MEMO DATED APRIL 23, 2018
(BASELINE DATA SURVEY BY THE NIELSEN COMPANY)**



1. For the information and guidance of all concerned, this Office hereby disseminates the herein Region Memorandum No. 277, s. 2018 dated May 9, 2018 re: Dissemination of Unnumbered Memo Dated April 23, 2018 (Baseline Data Survey by the Nielsen Company), the Department of Education (DepED) thru the Nielsen Company will be gathering baseline data in every school in our Division starting June 25, 2018 to July 5, 2018.
2. School Heads are advised to read the enclosed Guidelines in the Conduct of the Baseline Data Gathering for NSBI, DCP and DICP in Public Elementary and Secondary Schools and accomplish the form on Annex B.
3. Queries relative to this can be relayed to Paul John P. Arias, Information Technology Officer I at 09277304035.

Encl: As Stated

Copy Furnished:
Records Unit
ICT Unit

TO BE POSTED IN THE WEBSITE



REPUBLIC OF THE PHILIPPINES
DEPARTMENT OF EDUCATION
REGION X

Zone 1, Upper Balulang, Cagayan de Oro City
Telephone No.: (088) 880-7072, 880-7071 Telefax: (08822) 72-26-51 Website: deped.gov.ph

Tayo
PARA SA DEPED-X
EDUKASYON
CAGAYAN DE ORO CITY

18 MAY 2018

May 9, 2018

RELEASED

REGION MEMORANDUM

No. 277, s. 2018

DISSEMINATION OF UNNUMBERED MEMO DATED APRIL 23, 2018
(Baseline Data Survey by the Nielsen Company)

To: **Schools Division Superintendents**
All others concerned
This Region

1. Starting 02 May 2018, the Department of Education (DepEd), thru the Nielsen Company, will be gathering baseline data in every school nationwide.
2. The Baseline Data Gathering Survey will focus on the DepEd Computerization Program (DCP), the DepEd Internet Connectivity Program (DICP), and the National School Building Inventory (NSBI). The data gathered will be used as comparison with the results of future monitoring and evaluation efforts to allow the Department of Education to measure the impact of the aforementioned programs.
3. For more information and guidance of all concerned, enclosed is a copy of unnumbered memorandum dated April 23, 2018 entitled *Baseline Data Survey By The Nielsen Company*.
4. Immediate and wide dissemination of this Memorandum is desired.


ALLAN G. FARNAZO
Director IV

To be indicated in the Perpetual Index
under the following subjects:

ICT DCP DICP

ICT/Mabulay



Republika ng Pilipinas
Kagawaran ng Edukasyon
 Tanggapan ng Pangalawang Kalihim

MEMORANDUM

23 April 2018

**For: Regional Directors
 Schools Division Superintendents
 Principals and School Heads
 Division Chiefs, ESSD Chiefs, SGOD Chiefs
 DepEd Engineers
 IT Officers**

Subject: BASELINE DATA SURVEY BY THE NIELSEN COMPANY

Starting 02 May 2018, the Department of Education (DepEd), thru the Nielsen Company, will be gathering baseline data in every school nationwide.

The Baseline Data Gathering Survey will focus on the DepEd Computerization Program (DCP), the DepEd Internet Connectivity Program (DICP), and the National School Building Inventory (NSBI). The data gathered will be used as comparison with the results of future monitoring and evaluation efforts to allow the Department of Education to measure the impact of the aforementioned programs.

The activity aims to establish the basic profile of each school; establish a baseline data of the DCP and DICP; and update the information and current state of school buildings.

Teams will be visiting schools conducting interviews and accomplishing forms, a sample of which is attached as Annex B.

All concerned, especially Principals and School Heads, are hereby instructed to facilitate the activity on the requested schedule (Annex A) by accomplishing the attached form on Annex B.

For information and strict compliance.

ALAIN DEL ROSARIO
 Undersecretary

Office of the Undersecretary for Administration

(Administrative Services, Information and Communications Technology, Disaster Risk Reduction and Management, Schools Health, Youth Formation, Baguio Teachers' Camp, Education Facilities/ School Buildings)
 Department of Education, Central Office, Meralco Avenue, Pasig City
 Room 519, Mabini Building; Mobile: +639260320762; Landline: +6326337203, +6326376207
 Email: usec.admin@deped.gov.ph; Facebook/Twitter @depeditayo



Republika ng Pilipinas

Kagawaran ng Edukasyon

Tanggapan ng Pangalawang Kalihim

GUIDELINES IN THE CONDUCT OF THE BASELINE DATA GATHERING FOR NSBI, DCP, AND DICP IN PUBLIC ELEMENTARY AND SECONDARY SCHOOLS

I. PROCEDURES

SCHOOL LEVEL

The school principal is the appointed primary representative for each school. The school principal will receive a call from Nielsen's recruitment team to schedule the exact date and time for the school visit, within the time allotted for the municipality. The schedule for each municipality is provided in ANNEX A.

During the call, the school principal will be advised to fill up the forms in ANNEX B, which will be submitted to the field enumerator during the school visit. The schedule will allow the school principal enough time to accomplish the attached forms in ANNEX B. The school principal may assign other personnel within the school to fill up the form, but will still own the responsibility of ensuring the completeness and accuracy of the form. A sample form with answers is provided in ANNEX C. The form in ANNEX B must be fully accomplished upon the date of the school visit.

During the appointed date and time of the school visit, Nielsen's field enumerator will present the school principal with the letter of authorization issued by DEPED to allow the field enumerator to conduct the visit and audit certain facilities. The field enumerator will check the form for completeness and is authorized to validate the contents of the form through random checks of the facilities.

The interview is estimated to last for 120 minutes, which will entail the following activities:

- Verify details on the accomplished survey form
- Asking additional questions
- Taking pictures of the school façade, inside and outside e-classroom

Office of the Undersecretary for Administration

(Administrative Services, Information and Communications Technology, Disaster Risk Reduction and Management, Schools Health, Youth Formation, Baguio Teachers' Camp, Education Facilities/School Buildings)
Department of Education, Central Office, Meralco Avenue, Pasig City
Room 519, Mabini Building; Mobile: +639260320762; Landline: +6326337203, +6326376207
Email: usec.admin@deped.gov.ph; Facebook/Twitter @depedtayo



- Conducting the network assessment test indoor and outdoor
- Conducting network assessment test on one desktop computer in e-classroom
- Geo-tagging in the flagpole or equivalent

Should there be discrepancies found when conducting the random checks, the form will be returned to the principal to re-evaluate the contents of the form. The field enumerator may opt to return later in the day to once again validate the revised form through another random check of the facilities. ~~Should there still be any discrepancies found after the second round, the name of the school will be submitted to the central office for their action.~~

A follow up one on one interview may be requested for selected schools to help DEPED understand how to further improve its programs. A separate memo will be provided for the selected schools for the one on one interview.

DIVISION LEVEL

Upon dissemination of this memo, the division superintendents will receive a call from Nielsen to schedule a courtesy call. The courtesy call will orient the superintendents on details about the project implementation, the required participation from schools and the requested supervision from the superintendents.

The division superintendent will be provided a copy of the weekly monitoring report from Nielsen to track the progress of schools within their division. The division supervisors will monitor and enforce the participation of all schools within their division. The division supervisors are to impose sanctions in case of non-participation or non-compliance of the required reports.

II. TIMELINES

Upon release of this memo, Nielsen's recruitment team will start setting appointments for the school visits.

Simultaneously Nielsen will conduct courtesy calls for each division superintendent to provide details and guidance on the data collection activity.

The attached form in ANNEX B, must be filled up and submitted to Nielsen's field enumerator on the day of the agreed school visit.

ACTIVITY	DATE
DEPED Memo Distribution	23 April 2018
Nielsen Appointment Setting	24 April – 27 July 2018
Nielsen Courtesy Call to Division Superintendent	24 April – 04 May 2018
Nielsen Interviews and Visits	14 May – 17 August 2018



III. MONITORING

Nielsen will provide a weekly monitoring report to the central office to track the progress of the recruitment and the school visits. This report will entail the detailed updates on a per school basis, including efforts done to reach the school principal, the accuracy of the forms submitted, the completeness of the forms and other issues encountered. The division level will be provided a copy of this report, for their action.

The monitoring report will track the following:

- a. Appointment setting for the school visit:
 - % completion of appointments per division
 - Number of attempts to reach the school principal
 - Date and time called
- b. Completion of the school visit
 - % Completion of the school visit per division
 - Completeness of the form submitted
 - Accuracy of the form submitted
 - List of schools with inaccurate data, even after re-evaluation

Kindly extend assistance in facilitating the smooth implementation of the aforementioned activities.


Any concerns and clarifications may be directed to **Viviane Can Apostol** at 09988678719 and email viviane.apostol@deped.gov.ph or to the Nielsen representative [REDACTED]

Name	Region	Number	Email Address
Aida Ramos	CAR	09082222347	DEPED.CAR@nielsen.com
	Region I		DEPED.Region1@nielsen.com
Bianca Vega	Region II	09171096544	DEPED.Region2@nielsen.com
	Region III		DEPED.Region3@nielsen.com
Mike Payawal	Region IV A	09066599064	DEPED.Region4A@nielsen.com
	Region IV B		DEPED.Region4B@nielsen.com
Gibson Ramonal	Region V	09225042794	DEPED.Region5@nielsen.com
	NCR		DEPED.NCR@nielsen.com
Ronald Batalla	Region VI	09954746237	DEPED.Region6@nielsen.com
	NIR		DEPED.NIR@nielsen.com
Anne Nieto	Region VII	09452066148	DEPED.Region7@nielsen.com
	Region VIII		DEPED.Region8@nielsen.com
Raffy Santos	CARAGA	09338772755	DEPED.CARAGA@nielsen.com
	Region X		DEPED.Region10@nielsen.com



	Region XI		DEPED.Region11@nielsen.com
	Region IX		DEPED.Region9@nielsen.com
Ivy Talactac	ARMM	09263088355	DEPED.ARMM@nielsen.com
	Region XII		DEPED.Region12@nielsen.com

For information and strict compliance.


ALAIN DEL B. PASCHED
 Undersecretary

REGION 10	LANAO DEL NORTE	TANGCAL	Jun 16	Jun 18
REGION 10	LANAO DEL NORTE	TUBOD (Capital)	Jun 16	Jun 20
REGION 10	MISAMIS OCCIDENTAL	ALORAN	May 28	May 31
REGION 10	MISAMIS OCCIDENTAL	BAUANGAO	Jun 01	Jun 02
REGION 10	MISAMIS OCCIDENTAL	BONIFACIO	Jun 04	Jun 07
REGION 10	MISAMIS OCCIDENTAL	CALAMBA	Jun 08	Jun 09
REGION 10	MISAMIS OCCIDENTAL	CLARIN	Jun 11	Jun 14
REGION 10	MISAMIS OCCIDENTAL	CONCEPCION	Jun 15	Jun 16
REGION 10	MISAMIS OCCIDENTAL	DON VICTORIANO CHIONGBIAN	Jun 18	Jun 19
REGION 10	MISAMIS OCCIDENTAL	JIMENEZ	Jun 20	Jun 22
REGION 10	MISAMIS OCCIDENTAL	LOPEZ JAENA	Jun 23	Jun 27
REGION 10	MISAMIS OCCIDENTAL	OROQUIETA CITY (Capital)	Jun 28	Jul 05
REGION 10	MISAMIS OCCIDENTAL	OZAMIS CITY	Jul 06	Jul 13
REGION 10	MISAMIS OCCIDENTAL	PANAGN	Jul 14	Jul 16
REGION 10	MISAMIS OCCIDENTAL	PLARIDEL	Jul 17	Jul 19
REGION 10	MISAMIS OCCIDENTAL	SAPANG DALAGA	Jul 20	Jul 24
REGION 10	MISAMIS OCCIDENTAL	SINACABAN	Jul 25	Jul 27
REGION 10	MISAMIS OCCIDENTAL	TANGUB CITY	Jul 28	Aug 06
REGION 10	MISAMIS OCCIDENTAL	TUDELA	Aug 07	Aug 11
REGION 10	BUKIDNON	BAUNGON	Jul 07	Jul 10
REGION 10	BUKIDNON	CABANGLASAN	Jul 03	Jul 06
REGION 10	BUKIDNON	CITY OF MARICOR (Capital)	Jun 25	Jul 01
REGION 10	BUKIDNON	CITY OF VALENCIA	Jun 18	Jun 26
REGION 10	BUKIDNON	DAMULOG	Jun 21	Jun 25
REGION 10	BUKIDNON	DANGCAGAN	Jul 11	Jul 12
REGION 10	BUKIDNON	DON CARLOS	Jul 07	Jul 12
REGION 10	BUKIDNON	IMPASUG-ONG	Jul 06	Jul 10
REGION 10	BUKIDNON	KADINGILAN	Jun 27	Jun 29
REGION 10	BUKIDNON	KAULANGAN	Jun 26	Jun 28
REGION 10	BUKIDNON	KIBAWE	Jul 13	Jul 16
REGION 10	BUKIDNON	KITAOTAO	Jul 13	Jul 18
REGION 10	BUKIDNON	ANTAPAN	Jul 11	Jul 13
REGION 10	BUKIDNON	LIBONA	Jun 30	Jul 03
REGION 10	BUKIDNON	MALITBOG	Jun 29	Jul 02
REGION 10	BUKIDNON	MANOLO FORTICH	Jul 17	Jul 20
REGION 10	BUKIDNON	MARAMAG	Jul 19	Jul 23
REGION 10	BUKIDNON	PANGANTUCAN	Jul 14	Jul 18
REGION 10	BUKIDNON	QUEZON	Jul 04	Jul 10
REGION 10	BUKIDNON	SAN FERNANDO	Jul 03	Jul 06
REGION 10	BUKIDNON	SUMILAO	Jul 21	Jul 23
REGION 10	BUKIDNON	TALAKAG	Jul 24	Jul 27
REGION 10	CAMIGUIN	CATARMAN	Jul 19	Jul 20
REGION 10	CAMIGUIN	GUINSUBAN	Jul 11	Jul 11
REGION 10	CAMIGUIN	MAHINOG	Jul 07	Jul 09
REGION 10	CAMIGUIN	MAMBAJAO (Capital)	Jul 24	Jul 26
REGION 10	CAMIGUIN	SAGAY	Jul 28	Jul 28
REGION 11	DAVAO DEL SUR	DAVAO CITY	May 28	Jun 11
REGION 11	DAVAO DEL SUR	BANSALAN	Jun 12	Jun 13
REGION 11	DAVAO DEL SUR	CITY OF DIGOS (Capital)	Jun 12	Jun 15
REGION 11	DAVAO DEL SUR	DON MARCELINO	Jun 12	Jun 15



Department of Education

SCHOOL PROFILE

School ID : _____
 School Name : _____
 School Address : _____
 Barangay : _____
 Street : _____
 City/ Municipality : _____
 District : _____
 Division : _____
 Region : _____
 Province : _____

PROFILE	Q1. Number of Enrollees in 2017		Q2. Number of Graduates in 2017		Q3. Number of Indigenous People Studying in 2017	
	Males	Females	Males	Females	Males	Females
TOTAL						
Kinder						
Grade 1						
Grade 2						
Grade 3						
Grade 4						
Grade 5						
Grade 6						
Grade 7						
Grade 8						
Grade 9						
Grade 10						
Grade 11						
Grade 12						
Non-Graded Classes						

TOTAL	2015	2016
Q4. Enrollees		
Q5. Graduates		

Q6. Number of students living within (SPECIFIED DISTANCE) ...

DISTANCE	Total Students	Indigenous People
2 km radius and below from school		
2.1 to 5 km radius from school		
5.1 km radius and beyond from school		

Q7. In which indigenous groups do the students belong? Encircle all answers that apply.

- | | | |
|-----------|--------------------|-------------------|
| 1 Badjao | 10 Kalagan | 19 Subanon |
| 2 B'laan | 11 Kalinga | 20 T'boli |
| 3 Bontoc | 12 Kankanaay | 21 Fedaray |
| 4 Gaddang | 13 Luwa'an | 22 Tinguluan |
| 5 Ibaloi | 14 Mangyan | 23 Tumadok |
| 6 Ifugao | 15 Manobo | 24 Yakan |
| 7 Igorot | 16 Matigsalug | 25 Others |
| 8 Ilongot | 17 Palawan Tribes | 26 No IP Students |
| 9 Isneg | 18 Sama Banguingul | |

Q8. Readcount of Security Personnel and Technician

ICT Coordinator _____
 Security Guard _____
 Watchman/ Tanod _____



Department of Education

SCHOOL PROFILE

Q9. Headcount of Teachers

Total _____
 Nationally-paid _____
 Locally-paid _____

SUBJECTS	Number of Teachers Teaching the Subject	Number of Teachers with Major/ Minor in the Subject Taught
Filipino		
English		
Mathematics		
Science		
Computer/ ICT		
EPP/ TLE		
Araling Panlipunan (AP)		
Edukasyon sa Pagpapalagat (EsP)		
HEKAS		
MAPEH		

JHS AND SHS	Number of Teachers Teaching the Subject	Number of Teachers with Major/ Minor in the Subject Taught
HOME ECONOMICS		
Beauty Care		
Caregiving		
Cookery		
Dressmaking		
Front Office Services		
Handicraft		
Household Services		
Travel Services		
Wellness Massage		
AGRI-FISHERY ARTS		
Agri-Crop Production		
Animal Production		
Aquaculture		
Fish Processing		
Horticulture		
INDUSTRIAL ARTS		
Automotive Servicing		
Carpentry		
Consumer Electronics Servicing		
Electrical Installation and Maintenance		
Masonry		
Plumbing		
Refrigeration and Airconditioning		
Shielded Metal Arc Welding		
INFORMATION AND COMMUNICATION TECHNOLOGY		
Computer Hardware Servicing		
Contact Center Services		
Illustration		
Technical Drafting		

Q10A. Does your school have a material recovery facility (recycling)?

- 1 Yes
- 2 No

Q10B. Does your school have a drainage system and/or canal?

- 1 Yes
- 2 No



Department of Education

SCHOOL PROFILE

Q11. What are the available transportation going to school? Encircle all answers that apply.

- | | |
|---------------------------|------------------------------|
| 1 Animal-driven carriage | 6 Jeepney |
| 2 Bicycle | 7 Motorcycle |
| 3 Boat/ Raft | 8 Pedicab/ Tricycle |
| 4 Bus | 9 Train (i.e. MRT/ LRT/ PNR) |
| 5 Grab/ Taxi/ Private Car | 10 None |

Q12. How far is the school gate to the nearest concrete road pavement? Please answer in km.

Q13. Which of the following vehicles can access the road going to the school? Encircle all answers that apply.

- 1 10-wheeler truck
- 2 Bus
- 3 Jeepney

Q14. Which of the following best describes the state of the Barangay Health Station in your school? Encircle one answer that applies.

- 1 Complete
- 2 Partially constructed
- 3 Unfinished/ Abandoned
- 4 No school-based Barangay Health Station

Q15. Are there incidences of armed conflict in the community in the past 12 months?

- 1 Yes
- 2 None



Department of Education

BUILDING INVENTORY MODULE

Q16. Total Number of Buildings _____

If school has more than 10 buildings, please see additional sheets provided at the end

BUILDING	BUILDING 1	BUILDING 2	BUILDING 3	BUILDING 4	BUILDING 5	BUILDING 6	BUILDING 7	BUILDING 8	BUILDING 9	BUILDING 10
Q17. Number of Floors/ Storey										
Q18. Number of Classroom										
Q19. Building Design <i>(Please refer to the answer guide)</i>										
Q20. Area occupied by the building (In sq meters)										
Q21. Roofing Type <i>(Gable or Slab-type)</i>										
Q22. Building Condition <i>(Please refer to the answer guide)</i>										
Q23. Construction Year Started										
Q24. Construction Year Completed										
Q25. Latest Reconstruction Year										
Q26. If there's on-going reconstructions in the building, cite Funding Source <i>(Please refer to the answer guide. If not applicable, input N/A.)</i>										



Department of Education

BUILDING INVENTORY MODULE

Q27. Number of Rooms (per building)

BUILDING	BUILDING 1	BUILDING 2	BUILDING 3	BUILDING 4	BUILDING 5	BUILDING 6	BUILDING 7	BUILDING 8	BUILDING 9	BUILDING 10
Makeshift rooms (rooms made of temporary structure)										
Administrative Office										
Audio-Visual Room										
Canteen										
Clinic										
Computer Laboratory										
Conference Room										
District Supervisor's Office										
Faculty Room/Teacher's Room										
Guidance Office										
Home Economics Laboratory										
Industrial Arts Laboratory										
Library										
Multi-Purpose Hall										
Principal's Office										
Science Laboratory										
Speech Laboratory										
Supply Room										

	Number of Functional				Number of Non-Functional
	Male	Female	Shared/Communal	Total of Functional	
Q28A. TOILETS					
Q28B. TOILET BOWLS/ URINALS					
Q28C. WASHING FACILITIES					



Department of Education

BUILDING INVENTORY MODULE

Q29. Number of new building currently under construction

If there is none, skip to Q33.

Q30. What are the funding source of the new building currently under construction? Encircle all answers that apply.

- 1 PTA (Parent Teacher Association)
- 2 SEF (Special Education Fund)/ LGU (Local Government Unit)
- 3 MOOE (Maintenance and Other Operating Expenses)
- 4 Local Private Sector
- 5 Congress
- 6 Foreign Fund/ Donor

Q31. Total Number of Instructional Classroom in the new building currently constructed based on plan

Q32. Total Number of Non-Instructional Classroom in the new building currently constructed based on plan



Department of Education

BUILDING INVENTORY MODULE

In answering Q19, Q22 and Q26, please refer to the answer guide below.

Q19. Building Design

- 1 Army Type School Building
- 2 Bagong Lipunan I
- 3 Bagong Lipunan II
- 4 Bagong Lipunan III
- 5 DECS 1 Room Building
- 6 DepED Multi-Storey School Building
- 7 DepED School Building (Modified)
- 8 DepED School Building (Standard)
- 9 DOST Science Laboratory Building
- 10 Economic Support Fund (ESF) Building
- 11 Educational Facilities Improvement Program (EFIP) - JICA
- 12 Fabricated Vigorous Room 2000
- 13 Federation of Filipino Chinese Chamber of Commerce and Industry, Inc. (FFCCCI) "Barrio School"
- 14 FVR 2000
- 15 Gabaldon Type
- 16 GOJ-EFIP Building
- 17 GOJ-TRSBP Building
- 18 Imelda Type
- 19 Learning and Public Use School Building (LAPUS)
- 20 Little Red School House
- 21 Magsaysay Type
- 22 Marcos Type
- 23 Multi-Purpose Workshop Building
- 24 PAGCOR Building
- 25 Pre-School/Kindergarten Building
- 26 Public-Private School Infrastructure Project (PSIP School Building)
- 27 RP-US Bayanihan
- 28 SB Readily Assembled Multi-Optima Shelter (RAMOS)
- 29 SBP4BE Building - AusAid
- 30 Science Laboratory Building
- 31 SEDIP Building
- 32 SEDP Building (Carino Type)
- 33 Spanish Grant School Building Package
- 34 SPHERE Building - AusAid
- 35 Third Elementary Education Project (TEEP) School Building
- 36 Typhoon Resistant School Building Program (TRSBP) - JICA

Q22. Building Condition

- 1 Good Condition (Refers to a building which does not need repair)
- 2 Needs Minor Repair (Refers to the repair or replacement of school building components which are not subjected to critical structural loads and stresses and which are estimated to cost less than ten percent (10%) of the cost of a standard building unit such as repair of windows, doors, partitions and the like)
- 3 Needs Major Repair (Refers to the repair or replacement of school building components which are subjected to critical structural loads and stresses and which are estimated to cost ten percent (10%) or more of the cost of a standard building unit such as roof frames, posts and exterior walls)
- 4 On-going Construction (Refers to the school building/structure that are not yet completed and/or not yet turned over)
- 5 For Completion (Refers to a building/structure which was not completed according to the design (e.g. one storey building was completed using a two storey design building plan))
- 6 For Condemnation (Refers to the school building/structure that are not safe for occupancy and not currently used but without official declaration from the Municipal/City Engineer)
- 7 Condemned/For Demolition (Refers to a building officially declared by the Municipal/City Engineer to be dangerous to the life, health, property or safety of the public or its occupants)

Q26. Funding source of on-going reconstruction in the building

- 1 PTA (Parent Teacher Association)
- 2 SEF (Special Education Fund)/ LGU (Local Government Unit)
- 3 MOOE (Maintenance and Other Operating Expenses)
- 4 Local Private Sector
- 5 Congress
- 6 Foreign Fund/ Donor



Department of Education

SCHOOL LAND AND UTILITIES

Q33. School Total Land Area (in sq meters)

Q34. Is the school land titled to DepEd?

- 1 Yes
- 2 No

Q35. What are the sources of the school electricity? Encircle all answers that apply.
If school has no electricity, skip to Q40.

- 1 Grid
- 2 Solar
- 3 Generator
- 4 Others
- 5 No electricity

Q36. If source of electricity is solar, where are the batteries located?

- 1 Inside the classroom
- 2 Outside the classroom

Q37. Number of hours that electricity is usually available in a day

Q38A. Who pays the electric bill of the school?

- 1 LGU
- 2 School
- 3 Others

Q38B. Amount of electricity bill (in Feb 2018)

Q39. How often do you experience electricity disruption in a month? Encircle one answer that applies.

- 1 Once a month or less
- 2 Two to three times a month
- 3 Four times a month (once a week)
- 4 More than four times a month

Q40. Is there a water connection available in the community?

- 1 Yes
- 2 No

Q41. What are the sources of the school water connection? Encircle all answers that apply.
If school has no water connection, skip to Q45.

- 1 Piped water from local service provider
- 2 Deep Well
- 3 Free Flow/ Natural Source
- 4 Rainwater Catchment
- 5 No water connection

Q42. Number of hours that water connection is usually available in a day

Q43. Amount of water bill (in Feb 2018)

Q44. How often do you experience water connection disruption in a month? Encircle one answer that applies.

- 1 Once a month or less
- 2 Two to three times a month
- 3 Four times a month (once a week)
- 4 More than four times a month



Department of Education

E-CLASSROOM/ COMPUTER LABORATORY MODULE

Q45. DCP batch number received by the school (Encircle all batches that apply.)
 If there is no DCP received, skip to Q49.

- | | | |
|-------------|-------------|-------------|
| 1 Batch 1 | 16 Batch 16 | 31 Batch 31 |
| 2 Batch 2 | 17 Batch 17 | 32 Batch 32 |
| 3 Batch 3 | 18 Batch 18 | 33 Batch 33 |
| 4 Batch 4 | 19 Batch 19 | 34 Batch 34 |
| 5 Batch 5 | 20 Batch 20 | 35 Batch 35 |
| 6 Batch 6 | 21 Batch 21 | 36 Batch 36 |
| 7 Batch 7 | 22 Batch 22 | 37 Batch 37 |
| 8 Batch 8 | 23 Batch 23 | 38 Batch 38 |
| 9 Batch 9 | 24 Batch 24 | 39 Batch 39 |
| 10 Batch 10 | 25 Batch 25 | 40 Batch 40 |
| 11 Batch 11 | 26 Batch 26 | 41 Batch 41 |
| 12 Batch 12 | 27 Batch 27 | 42 Batch 42 |
| 13 Batch 13 | 28 Batch 28 | 43 Batch 43 |
| 14 Batch 14 | 29 Batch 29 | 44 Batch 44 |
| 15 Batch 15 | 30 Batch 30 | 45 None |

In answering Q52 please refer to the answer guide below.

Q52. Funding Source

- | | |
|---|------------------------|
| 1 PTA (Parent Teacher Association) | 3 Local Private Sector |
| 2 SEF (Special Education Fund)/ LGU (Local Government Unit) | 4 Congress |
| | 5 Foreign Fund/ Donor |

EQUIPMENT	DepEd-Provided			Non-DepEd-Provided			
	Q46. Total number of items received	Q47. Number of Working	Q48. Number of Defective	Q49. Total number of items received	Q50. Number of Working	Q51. Number of Defective	Q52. Funding Source
Desktop Computers (Standalone)							
Host PCs of Virtual Terminals							
Virtual Terminals							
Laptop/ Notebook/ Netbook							
Tablets/ Tablet PCs							
Interactive Whiteboard							
Router							
Printer							
Projector							

Facilities in the E-classroom/ Computer Laboratory	Q53. Number of Working	Q54. Number of Defective
Aircondition Units		
Chairs/ Mono chairs		
Circuit Breaker		
Computer Tables		
Electric Fan		
Electrical Lighting		
Electrical Outlets		
Generator		
LAN (Local Area Network)		

Q55A. Number of E-classroom with Standard Size (7mx18m)

Q55B. Number of E-classroom with Non-Standard Size



Department of Education

E-CLASSROOM/ COMPUTER LABORATORY MODULE

Write NA if not applicable.

BATCH	Q56. Number of Computers/ Terminals that need repair	Q57. With or without warranty?	Q58A. Date Damaged	Q58B. Date Resolved
Batch 13				
Batch 14				
Batch 15				
Batch 16				
Batch 17				
Batch 18				
Batch 19				
Batch 20				
Batch 21				
Batch 22				
Batch 23				
Batch 24				
Batch 25				
Batch 26				
Batch 27				
Batch 28				
Batch 29				
Batch 30				
Batch 31				
Batch 32				
Batch 33				
Batch 34				
Batch 35				
Batch 36				
Batch 37				
Batch 38				
Batch 39				
Batch 40				
Batch 41				
Batch 42				
Batch 43				
Batch 44				

Q59. Does your school have a certification of proper electrical wiring and outlets?

- 1 Yes
- 2 No

Q60. Is there a group of 3 people designated to be the school inspectorate team?

- 1 Yes
- 2 No

Q61. Frequency of E-classroom Usage (Number of hours in a week)

Grade 1	_____	Filipino	_____
Grade 2	_____	English	_____
Grade 3	_____	Mathematics	_____
Grade 4	_____	Science	_____
Grade 5	_____	EPP/ TLE	_____
Grade 6	_____	Computer	_____
Grade 7	_____	Araling Panlipunan (AP)	_____
Grade 8	_____	Edukasyon sa Pagpapakatao (EsP)	_____
Grade 9	_____	HEKAS	_____
Grade 10	_____	MAPEH	_____
Grade 11	_____		
Grade 12	_____		

Q62. Does your school access the Learning Resources Portal?

- 1 Yes
- 2 No

Q63. Reasons for not using the e-classroom at all

- 1 Absence of training on teachers
- 2 No access on online resources
- 3 No internet access
- 4 Slow internet
- 5 Terminals are not working
- 6 No electricity
- 7 No e-classroom/ computer laboratory



Department of Education

SECURITY

Q64. What are the security mechanisms present in school? Encircle all answers that apply.

- 1 CCTV
- 2 Locks
- 3 Security Personnel/ Guard
- 4 Barangay Tanod/ Watchman
- 5 None

Q65. What are the security mechanisms present in e-classroom? Encircle all answers that apply.

- 1 Locks
- 2 Door Grills
- 3 Window Grills
- 4 None

Q66. What is the source of the salary of the security personnel? Encircle all answers that apply.

- 1 PTA (Parent Teacher Association)
- 2 SEF (Special Education Fund)/ LGU (Local Government Unit)
- 3 MOOE (Maintenance and Other Operating Expenses)
- 4 Local Private Sector
- 5 Congress
- 6 Foreign Fund/ Donor

Q67. Number of hours school has security personnel in a day

- 1 Less than 6 hours
- 2 6 to 12 hours
- 3 13 to 18 hours
- 4 19 to 24 hours

Q68. Number of theft incidence of ICT equipment (i.e. CPU, Monitor, Laptop, Projector, Tablet, Interactive White Board) in the past 2 years

If school did not have theft incidence, skip to Q70.

Q69. Action taken by school regarding the last theft incidence

- 1 Report filed
- 2 Replaced by the school
- 3 Requested for a new equipment
- 4 None



Department of Education

CONNECTIVITY

In answering Q72, Q74 and Q77, please refer to the answer guide below.

Q72/Q77. Funding Source

- 1 PTA (Parent Teacher Association)
- 2 SEF (Special Education Fund)/ LGU (Local Government Unit)
- 3 MOOE (Maintenance and Other Operating Expenses)
- 4 Local Private Sector
- 5 Congress
- 6 Foreign Fund/ Donor

Q74. Type of Internet Connection

- 1 Mobile Data
- 2 DSL
- 3 Fiber
- 4 Mobile Broadband
- 5 Ethernet
- 6 VPN

Phone Connection Service Provider	Q70. Number of Phone Connection	Q71. Expense for Phone Connection (in Feb 2018)	Q72. Funding Source for Phone Connection
1 Globe			
2 Smart			
3 PLDT			
4 Digitel			
5 AT&T			

Internet Connection Service Provider	Q73. Number of Internet Connection <i>If no internet connection, skip to Q80</i>	Q74. Type of Internet Connection	Q75. Access Point (LAN or Wifi or Both)	Q76. Expense for Internet Connection (in Feb 2018)	Q77. Funding Source for Internet Connection
1 Globe					
2 Smart					
3 PLDT					
4 Sky Cable					
5 Others					

Q78. In which areas is the internet available? Encircle all answers that apply.

- | | |
|-------------------------|-----------------------|
| 1 Makeshift rooms | 8 Computer Laboratory |
| 2 Classroom | 9 Faculty room |
| 3 Administrative Office | 10 Guidance Office |
| 4 Audio-Visual Room | 11 Library |
| 5 Basketball Court/ Gym | 12 Science Laboratory |
| 6 Clinic | 13 Speech Laboratory |
| 7 Conference room | 14 Supply Room |

Q79. Number of Desktop Computers and Virtual Terminals connected to the internet

Desktop Computers _____
Virtual Terminals _____



Department of Education

TRAINING AND MONITORING

Q80. Are there trainings conducted by the supplier for the teachers?

If there are no trainings conducted, skip to Q83.

- 1 Yes
- 2 None

Q81. What are the topics discussed during the training? Encircle all answers that apply.

- 1 Digital Concepts
- 2 Digital Operations and Management
- 3 Digital Applications
- 4 Digital System Network
- 5 Digital Devices
- 6 Digital Ethics
- 7 Others

Q82. Number of teachers trained

Q83. Is the DCP Manual (hardcopy or softcopy) given?

- 1 Yes
- 2 No

Q84. How frequent does the Division Office conduct visit inspection on DCP? Encircle the answer that applies.

- 1 Weekly
- 2 Monthly
- 3 Quarterly
- 4 Bi-annually
- 5 Annually
- 6 Never



Extra Sheets for Building Inventory

Department of Education

BUILDING INVENTORY MODULE

If school has more than 10 buildings, please see additional sheets.

BUILDING	BUILDING	BUILDING	BUILDING	BUILDING	BUILDING	BUILDING	BUILDING	BUILDING	BUILDING	BUILDING
Q17. Number of Floors/ Storey										
Q18. Number of Classroom										
Q19. Building Design <i>(Please refer to the answer guide)</i>										
Q20. Area occupied by the building (in sq meters)										
Q21. Roofing Type <i>(Gable or Slab-type)</i>										
Q22. Building Condition <i>(Please refer to the answer guide)</i>										
Q23. Construction Year Started										
Q24. Construction Year Completed										
Q25. Latest Reconstruction Year										
Q26. If there's on-going reconstructions in the building, cite Funding Source <i>(Please refer to the answer guide. If not applicable, input N/A.)</i>										



Department of Education

BUILDING INVENTORY MODULE

Q27. Number of Rooms (per building)

BUILDING	BUILDING	BUILDING	BUILDING	BUILDING	BUILDING	BUILDING	BUILDING	BUILDING	BUILDING	BUILDING
Makeshift rooms (rooms made of temporary structure)										
Administrative Office										
Audio-Visual Room										
Canteen										
Clinic										
Computer Laboratory										
Conference Room										
District Supervisor's Office										
Faculty Room/ Teacher's Room										
Guidance Office										
Home Economics Laboratory										
Industrial Arts										
Library										
Multi-Purpose Hall										
Principal's Office										
Science Laboratory										
Speech Laboratory										
Supply Room										



ANNEX C
SAMPLE FILLED UP DATA COLLECTION FORMS

Department of Education

SCHOOL PROFILE

School ID : 136735
 School Name : Manggahan Elementary School
 School Address :
 Barangay : Brgy. 14
 Street : Corner Capinpin & Gomez St
 City/ Municipality : City of Pasig
 District : Pasig City District IV
 Division : Pasig City
 Region : NCR
 Province : NCR 2ND DISTRICT

PROFILE	Q1. Number of Enrollees in 2017		Q2. Number of Graduates in 2017		Q3. Number of Indigenous People Studying in 2017	
	Males	Females	Males	Females	Males	Females
TOTAL	1122	1049	1022	969	0	0
Kinder	110	90	100	90	0	0
Grade 1	180	170	171	162	0	0
Grade 2	145	178	123	151	0	0
Grade 3	157	146	126	117	0	0
Grade 4	160	150	150	150	0	0
Grade 5	190	160	171	144	0	0
Grade 6	180	155	171	155	0	0
Grade 7						
Grade 8						
Grade 9						
Grade 10						
Grade 11						
Grade 12						
Non-Graded Classes						
TOTAL	2015				2016	
Q4. Enrollees	1650				1812	
Q5. Graduates	1320				1630	

Q6. Number of students living within (SPECIFIED DISTANCE) ...

DISTANCE	Total Students	Indigenous People
2 km radius and below from school	425	0
2.1 to 5 km radius from school	1200	0
5.1 km radius and beyond from school	546	0

Q7. In which indigenous groups do the students belong? Encircle all answers that apply.

- | | | |
|-----------|--------------------|-------------------|
| 1 Badjao | 10 Kalagan | 19 Subanon |
| 2 B'laan | 11 Kalinga | 20 Tboli |
| 3 Bontoc | 12 Kankanaey | 21 Teduray |
| 4 Gaddang | 13 Luwa'an | 22 Tinguiian |
| 5 Ibaloi | 14 Mangyan | 23 Tumadok |
| 6 Ifugao | 15 Manobo | 24 Yakan |
| 7 Igorot | 16 Matigsalug | 25 Others |
| 8 Ilongot | 17 Palawan Tribes | 26 No IP Students |
| 9 Ineg | 18 Sama Banguingui | |

Q8. Headcount of Security Personnel and Technician

ICT Coordinator 2
 Security Guard 5
 Watchman/ Tanod 3



Department of Education

SCHOOL PROFILE

Q9. Headcount of Teachers

Total	78
Nationally-paid	8
Locally-paid	70

SUBJECTS	Number of Teachers Teaching the Subject	Number of Teachers with Major/ Minor in the Subject Taught
Filipino	10	0
English	12	6
Mathematics	14	10
Science	14	12
Computer/ ICT	4	4
EPP/ TLE	6	0
Araling Panlipunan (AP)	0	0
Edukasyon sa Pagpapakatao (EsP)	6	0
HEKASI	8	6
MAPEH	4	0

JHS AND SHS	Number of Teachers Teaching the Subject	Number of Teachers with Major/ Minor in the Subject Taught
HOME ECONOMICS		
Beauty Care	0	0
Caregiving	0	0
Cookery	0	0
Dressmaking	0	0
Front Office Services	0	0
Handicraft	0	0
Household Services	0	0
Travel Services	0	0
Wellness Massage	0	0
AGRI-FISHERY ARTS		
Agri-Crop Production	0	0
Animal Production	0	0
Aquaculture	0	0
Fish Processing	0	0
Horticulture	0	0
INDUSTRIAL ARTS		
Automotive Servicing	0	0
Carpentry	0	0
Consumer Electronics Servicing	0	0
Electrical Installation and Maintenance	0	0
Masonry	0	0
Plumbing	0	0
Refrigeration and Airconditioning	0	0
Shielded Metal Arc Welding	0	0
INFORMATION AND COMMUNICATION TECHNOLOGY		
Computer Hardware Servicing	0	0
Contact Center Services	0	0
Illustration	0	0
Technical Drafting	0	0

Q10A. Does your school have a material recovery facility (recycling)?

1. Yes
 2. No

Q10B. Does your school have a drainage system and/or canal?

1. Yes
 2. No



Department of Education

BUILDING INVENTORY MODULE

Q16. Total Number of Buildings 1

If school has more than 10 buildings, please see additional sheets.

BUILDING	BUILDING 1	BUILDING 2	BUILDING 3	BUILDING 4	BUILDING 5	BUILDING 6	BUILDING 7	BUILDING 8	BUILDING 9	BUILDING 10
Q17. Number of Floors/ Storey	3									
Q18. Number of Classroom	45									
Q19. Building Design <i>(Please refer to the answer guide)</i>	9									
Q20. Area occupied by the building (in sq meters)	200									
Q21. Roofing Type <i>(Gable or Slab-type)</i>	SLAB									
Q22. Building Condition <i>(Please refer to the answer guide)</i>	4									
Q23. Construction Year Started	2010									
Q24. Construction Year Completed	2013									
Q25. Latest Reconstruction Year	N/A									
Q26. If there's on-going reconstructions in the building, cite Funding Source <i>(Please refer to the answer guide. If not applicable, input N/A.)</i>	1									



Department of Education

SCHOOL PROFILE

Q11. What are the available transportation going to school? Encircle all answers that apply.

- | | |
|---|---|
| 1 Animal-driven carriage | <input checked="" type="checkbox"/> 6 Jeepney |
| 2 Bicycle | <input checked="" type="checkbox"/> 7 Motorcycle |
| 3 Boat/ Raft | <input checked="" type="checkbox"/> 8 Pedicab/ Tricycle |
| 4 Bus | 9 Train (i.e. MRT/ LRT/ PNR) |
| <input checked="" type="checkbox"/> 5 Grab/ Taxi/ Private Car | 10 None |

Q12. How far is the school gate to the nearest concrete road pavement? Please answer in km.

0.5 km

Q13. Which of the following vehicles can access the road going to the school? Encircle all answers that apply.

- 1 10-wheeler truck
- 2 Bus
- 3 Jeepney

Q14. Which of the following best describes the state of the Barangay Health Station in your school? Encircle one answer that applies.

- 1 Complete
- 2 Partially constructed
- 3 Unfinished/ Abandoned
- 4 No school-based Barangay Health Station

Q15. Are there incidences of armed conflict in the community in the past 12 months?

- 1 Yes
- 2 None



Department of Education

BUILDING INVENTORY MODULE

Q27. Number of Rooms (per building)

BUILDING	BUILDING 1	BUILDING 2	BUILDING 3	BUILDING 4	BUILDING 5	BUILDING 6	BUILDING 7	BUILDING 8	BUILDING 9	BUILDING 10
Makeshift rooms (rooms made of temporary structure)	2									
Administrative Office	1									
Audio-Visual Room	1									
Canteen	0									
Clinic	1									
Computer Laboratory	1									
Conference Room	0									
District Supervisor's Office	1									
Faculty Room/Teacher's Room	1									
Guidance Office	1									
Home Economics Laboratory	0									
Industrial Arts	0									
Library	0									
Multi-Purpose Hall	0									
Principal's Office	1									
Science Laboratory	0									
Speech Laboratory	0									
Supply Room	0									

	Number of Functional				Number of Non-Functional
	Male	Female	Shared/Communal	Total of Functional	
Q28A. TOILETS	3	3	10	16	2
Q28B. TOILET BOWLS/URINALS	7	12	30	49	4
Q28C. WASHING FACILITIES				24	0



Department of Education

BUILDING INVENTORY MODULE

Q29. Number of new building currently under construction

If there is none, skip to Q33.

3

Q30. What are the funding source of the new building currently under construction? Encircle all answers that apply.

- 1 PTA (Parent Teacher Association)
- 2 SEF (Special Education Fund)/ LGU (Lc
- 3 MOOE (Maintenance and Other Operati
- 4 Local Private Sector
- 5 Congress
- 6 Foreign Fund/ Donor

Q31. Total Number of Instructional Classroom in the new building currently BEING constructed based on plan

24

Q32. Total Number of Non-Instructional Classroom in the new building currently BEING constructed based on plan

8



Department of Education

SCHOOL LAND AND UTILITIES

Q33. School Total Land Area (in sq meters)

12,000 sq. meters

Q34. Is the school land titled to DepEd?

- 1 Yes
- 2 No

Q35. What are the sources of the school electricity? Encircle all answers that apply. If school has no electricity, skip to Q40.

- 1 Grid
- 2 Solar
- 3 Generator
- 4 Others
- 5 No electricity

Q36. If source of electricity is solar, where are the batteries located?

- 1 Inside the classroom
- 2 Outside the classroom

Q37. Number of hours that electricity is usually available in a day

24 hours

Q38A. Who pays the electric bill of the school?

- 1 LGU
- 2 School
- 3 Others

Q38B. Amount of electricity bill (in Feb 2018)

P3,876.50

Q39. How often do you experience electricity disruption in a month? Encircle one answer that applies.

- 1 Once a month or less
- 2 Two to three times a month
- 3 Four times a month (once a week)
- 4 More than four times a month

Q40. Is there a water connection available in the community?

- 1 Yes
- 2 No

Q41. What are the sources of the school water connection? Encircle all answers that apply. If school has no water connection, skip to Q45.

- 1 Piped water from local service provider
- 2 Deep Well
- 3 Free Flow/ Natural Source
- 4 Rainwater Catchment
- 5 No water connection

Q42. Number of hours that water connection is usually available in a day

24 hours

Q43. Amount of water bill (in Feb 2018)

P3,876.50

Q44. How often do you experience water connection disruption in a month? Encircle one answer that applies.

- 1 Once a month or less
- 2 Two to three times a month
- 3 Four times a month (once a week)
- 4 More than four times a month



Department of Education

E-CLASSROOM/ COMPUTER LABORATORY MODULE

Q45. DCP batch number received by the school (Encircle all batches that apply.)
If there is no DCP received, skip to Q49.

- | | | |
|--------------------|-------------|-------------|
| 1 Batch 1 | 16 Batch 16 | 31 Batch 31 |
| 2 Batch 2 | 17 Batch 17 | 32 Batch 32 |
| 3 Batch 3 | 18 Batch 18 | 33 Batch 33 |
| 4 Batch 4 | 19 Batch 19 | 34 Batch 34 |
| 5 Batch 5 | 20 Batch 20 | 35 Batch 35 |
| 6 Batch 6 | 21 Batch 21 | 36 Batch 36 |
| 7 Batch 7 | 22 Batch 22 | 37 Batch 37 |
| 8 Batch 8 | 23 Batch 23 | 38 Batch 38 |
| 9 Batch 9 | 24 Batch 24 | 39 Batch 39 |
| 10 Batch 10 | 25 Batch 25 | 40 Batch 40 |
| 11 Batch 11 | 26 Batch 26 | 41 Batch 41 |
| 12 Batch 12 | 27 Batch 27 | 42 Batch 42 |
| <u>13</u> Batch 13 | 28 Batch 28 | 43 Batch 43 |
| <u>14</u> Batch 14 | 29 Batch 29 | 44 Batch 44 |
| 15 Batch 15 | 30 Batch 30 | 45 None |

In answering Q52 please refer to the answer guide below.

Q52. Funding Source

- | | |
|---|------------------------|
| 1 PTA (Parent Teacher Association) | 3 Local Private Sector |
| 2 SEF (Special Education Fund)/ LGU (Local Government Unit) | 4 Congress |
| | 5 Foreign Fund/ Donor |

EQUIPMENTS	DepEd-Provided			Non-DepEd-Provided			
	Q46. Total number of items received	Q47. Number of Working	Q48. Number of Defective	Q49. Total number of items received	Q50. Number of Working	Q51. Number of Defective	Q52. Funding Source
Desktop Computers (Standalone)	100	98	2	50	43	7	1,3
Host PCs of Virtual Terminals	100	98	2	30	30	0	1
Virtual Terminals	100	98	2	30	28	2	1,2,3
Laptop/ Notebook/ Netbook	100	95	5	20	15	5	3
PCs	100	96	4	10	6	4	3
Whiteboard	5	4	1	0	0	0	N/A
Router	2	2	0	0	0	0	N/A
Printer	5	4	1	0	0	0	N/A
Projector	3	3	0	0	0	0	N/A

Facilities in the E-classroom/ Computer Laboratory	Q53. Number of Working	Q54. Number of Defective
Aircondition Units	2	0
Chairs/ Mono chairs	150	2
Circuit Breaker	2	0
Computer Tables	100	5
Electric Fan	6	0
Electrical Lighting	30	10
Electrical Outlets	50	0
Generator	2	6
LAN (Local Area Network)	100	0

Q55A. Number of E-classroom with Standard Size (7mx18m)

2

Q55B. Number of E-classroom with Non-Standard Size

1



Department of Education

E-CLASSROOM/ COMPUTER LABORATORY MODULE

Write NA if not applicable.

BATCH	Q56. Number of Computers/ Terminals that need repair	Q57. With or without warranty?	Q58A. Date Damaged	Q58B. Date Resolved
Batch 13	5	With	Sept. 25, 2017	Sept. 30, 2017
Batch 14	2	Without	Oct. 21, 2017	NA
Batch 15				
Batch 16				
Batch 17				
Batch 18				
Batch 19				
Batch 20				
Batch 21				
Batch 22				
Batch 23				
Batch 24				
Batch 25				
Batch 26				
Batch 27				
Batch 28				
Batch 29				
Batch 30				
Batch 31				
Batch 32				
Batch 33				
Batch 34				
Batch 35				
Batch 36				
Batch 37				
Batch 38				
Batch 39				
Batch 40				
Batch 41				
Batch 42				
Batch 43				
Batch 44				

Q59. Does your school have a certification of proper electrical wiring and outlets?

- 1 Yes
 2 No

Q60. Is there a group of 3 people designated to be the school inspectorate team?

- 1 Yes
 2 No

Q61. Frequency of E-classroom Usage (Number of hours in a week)

Grade 1	<u>8</u>	Filipino	<u>18</u>
Grade 2	<u>8</u>	English	<u>18</u>
Grade 3	<u>8</u>	Mathematics	<u>12</u>
Grade 4	<u>8</u>	Science	<u>12</u>
Grade 5	<u>8</u>	EPP/ TLE	<u>8</u>
Grade 6	<u>16</u>	Computer	<u>8</u>
Grade 7	<u> </u>	Araling Panlipunan (AP)	<u>0</u>
Grade 8	<u> </u>	Edukasyon sa Pagpapakatao (EsP)	<u>8</u>
Grade 9	<u> </u>	HEKASI	<u>1</u>
Grade 10	<u> </u>	MAPEH	<u>1</u>
Grade 11	<u> </u>		
Grade 12	<u> </u>		

Q62. Does your school access the Learning Resources Portal?

- 1 Yes
 2 No

Q63. Reasons for not using the e-classrooms at all

- | | |
|---|---|
| <input type="radio"/> 1 Absence of training on teachers | <input type="radio"/> 5 Terminals are not working |
| <input type="radio"/> 2 No access on online resources | <input type="radio"/> 6 No electricity |
| <input type="radio"/> 3 No internet access | <input type="radio"/> 7 No e-classroom/ computer laboratory |
| <input checked="" type="radio"/> 4 Slow internet | |



Department of Education

SECURITY

Q64. What are the security mechanisms present in school? Encircle all answers that apply.

- 1 CCTV
- 2 Locks
- 3 Security Personnel/ Guard
- 4 Barangay Tanod/ Watchman
- 5 None

Q65. What are the security mechanisms present in e-classroom? Encircle all answers that apply.

- 1 Locks
- 2 Door Grills
- 3 Window Grills
- 4 None

Q66. What is the source of the salary of the security personnel? Encircle all answers that apply.

- 1 PTA (Parent Teacher Association)
- 2 SEF (Special Education Fund)/ LGU (Local Government Unit)
- 3 MOOE (Maintenance and Other Operating Expenses)
- 4 Local Private Sector
- 5 Congress
- 6 Foreign Fund/ Donor

Q67. Number of hours school has security personnel in a day


- 1 Less than 6 hours
- 2 6 to 12 hours
- 3 13 to 18 hours
- 4 19 to 24 hours

Q68. Number of theft incidence of ICT equipment (i.e. CPU, Monitor, Laptop, Projector, Tablet, Interactive White Board) in the past 2 years
If school did not have theft incidence, skip to Q70.

3

Q69. Action taken by school regarding the last theft incidence

- 1 Report filed
- 2 Replaced by the school
- 3 Requested for a new equipment
- 4 None



Department of Education

CONNECTIVITY

In answering Q72, Q74 and Q77, please refer to the answer guide below.

Q72/Q77. Funding Source

- 1 PTA (Parent Teacher Association)
- 2 SEF (Special Education Fund)/ LGU (Local Government Unit)
- 3 MOOE (Maintenance and Other Operating Expenses)
- 4 Local Private Sector
- 5 Congress
- 6 Foreign Fund/ Donor

Q74. Type of Internet Connection

- 1 Mobile Data
- 2 DSL
- 3 Fiber
- 4 Mobile Broadband
- 5 Ethernet
- 6 VPN

Phone Connection Service Provider	Q70. Number of Phone Connection	Q71. Expense for Phone Connection (in Feb 2018)	Q72. Funding Source for Phone Connection
1 Globe	1	P2,499.00	1
2 Smart	0	0	
3 PLDT	1	P2,399.00	1
4 Digtel	0	0	
5 AT&T	1	P2,378.50	6

Internet Connection Service Provider	Q73. Number of Internet Connection <i>If no internet connection, skip to Q80</i>	Q74. Type of Internet Connection	Q75. Access Point (LAN or Wifi or Both)	Q76. Expense for Internet Connection (in Feb 2018)	Q77. Funding Source for Internet Connection
1 Globe	1	Mobile Data	Wifi	P2,378.50	1
2 Smart	0				
3 PLDT	1	DSL	LAN	P2,378.50	2
4 Sky Cable	0				
5 Others	0				

Q78. In which areas is the internet available?

- 1 Makeshift rooms
- 2 Classroom
- 3 Administrative Office
- 4 Audio-Visual Room
- 5 Basketball Court/ Gym
- 6 Clinic
- 7 Conference room
- 8 Computer Laboratory
- 9 Faculty room
- 10 Guidance Office
- 11 Library
- 12 Science Laboratory
- 13 Speech Laboratory
- 14 Supply Room

Q79. Number of Desktop Computers and Virtual Terminals connected to the Internet

Desktop Computers 100

Virtual Terminals 100



Department of Education

TRAINING AND MONITORING

Q80. Are there trainings conducted by the supplier for the teachers?

If there are no trainings conducted, skip to Q83.

- 1 Yes
- 2 None

Q81. What are the topics discussed during the training? Encircle all answers that apply.

- 1 Digital Concepts
- 2 Digital Operations and Management
- 3 Digital Applications
- 4 Digital System Network
- 5 Digital Devices
- 6 Digital Ethics
- 7 Others

Q82. Number of teachers trained

10

Q83. Is the DCP Manual (hardcopy or softcopy) given?

- 1 Yes
- 2 No

Q84. How frequent does the Division Office conduct visit inspection on DCP? Encircle the answer that applies.

- 1 Weekly
- 2 Monthly
- 3 Quarterly
- 4 Bi-annually
- 5 Annually
- 6 Never



Department of Education

SCHOOL PROFILE

School ID : _____
 School Name : _____
 School Address : _____
 Barangay : _____
 Street : _____
 City/ Municipality : _____
 District : _____
 Division : _____
 Region : _____
 Province : _____

PROFILE	Q1. Number of Enrollees in 2017		Q2. Number of Graduates in 2017		Q3. Number of Indigenous People Studying in 2017	
	Males	Females	Males	Females	Males	Females
TOTAL						
Kinder						
Grade 1						
Grade 2						
Grade 3						
Grade 4						
Grade 5						
Grade 6						
Grade 7						
Grade 8						
Grade 9						
Grade 10						
Grade 11						
Grade 12						
Non-Graded Classes						

TOTAL	2015	2016
Q4. Enrollees		
Q5. Graduates		

Q6. Number of students living within (SPECIFIED DISTANCE) ...

DISTANCE	Total Students	Indigenous People
2 km radius and below from school		
2.1 to 5 km radius from school		
5.1 km radius and beyond from school		

Q7. In which Indigenous groups do the students belong? Encircle all answers that apply.

- | | | |
|-----------|--------------------|-------------------|
| 1 Badjao | 10 Kalagan | 19 Subanon |
| 2 B'laan | 11 Kalinga | 20 Tboli |
| 3 Bontoc | 12 Kankanaey | 21 Teduray |
| 4 Gaddang | 13 Luwa'an | 22 Tinguian |
| 5 Ibaloi | 14 Mangyan | 23 Tumadok |
| 6 Ifugao | 15 Manobo | 24 Yakan |
| 7 Igorot | 16 Matigsalug | 25 Others |
| 8 Ilongot | 17 Palawan Tribes | 26 No IP Students |
| 9 Isneg | 18 Sama Banguingui | |

Q8. Headcount of Security Personnel and Technician

ICT Coordinator _____
 Security Guard _____
 Watchman/ Tanod _____

Department of Education

SCHOOL PROFILE

Q9. Headcount of Teachers

Total _____
 Nationally-paid _____
 Locally-paid _____

SUBJECTS	Number of Teachers Teaching the Subject	Number of Teachers with Major/ Minor in the Subject Taught
Filipino		
English		
Mathematics		
Science		
Computer/ ICT		
EPP/ TLE		
Araling Panlipunan (AP)		
Edukasyon sa Pagpapakatao (EsP)		
HEKASI		
MAPEH		

JHS AND SHS	Number of Teachers Teaching the Subject	Number of Teachers with Major/ Minor in the Subject Taught
HOME ECONOMICS		
Beauty Care		
Caregiving		
Cookery		
Dressmaking		
Front Office Services		
Handicraft		
Household Services		
Travel Services		
Wellness Massage		
AGRI-FISHERY ARTS		
Agri-Crop Production		
Animal Production		
Aquaculture		
Fish Processing		
Horticulture		
INDUSTRIAL ARTS		
Automotive Servicing		
Carpentry		
Consumer Electronics Servicing		
Electrical Installation and Maintenance		
Masonry		
Plumbing		
Refrigeration and Airconditioning		
Shielded Metal Arc Welding		
INFORMATION AND COMMUNICATION TECHNOLOGY		
Computer Hardware Servicing		
Contact Center Services		
Illustration		
Technical Drafting		

Q10A. Does your school have a material recovery facility (recycling)?

- 1 Yes
- 2 No

Q10B. Does your school have a drainage system and/or canal?

- 1 Yes
- 2 No

Department of Education

SCHOOL PROFILE

Q11. What are the available transportation going to school? Encircle all answers that apply.

- | | |
|---------------------------|------------------------------|
| 1 Animal-driven carriage | 6 Jeepney |
| 2 Bicycle | 7 Motorcycle |
| 3 Boat/ Raft | 8 Pedicab/ Tricycle |
| 4 Bus | 9 Train (i.e. MRT/ LRT/ PNR) |
| 5 Grab/ Taxi/ Private Car | 10 None |

Q12. How far is the school gate to the nearest concrete road pavement? Please answer in km.

Q13. Which of the following vehicles can access the road going to the school? Encircle all answers that apply.

- 1 10-wheeler truck
- 2 Bus
- 3 Jeepney

Q14. Which of the following best describes the state of the Barangay Health Station (TSEKAP) in your school? Encircle one answer that applies.

- 1 Complete
- 2 Partially constructed
- 3 Abandoned
- 4 No school-based Barangay Health Station

Q15. Are there incidences of armed conflict in the community in the past 12 months?

- 1 Yes
- 2 None

Q16. Which of the following statements best describe the level of flood occurrence in the school?

- 1 Yellow warning (Flooding is possible with heavy (7.5-15mm) rain)
- 2 Green warning (Flooding is threatening with intense (15-30mm) rain)
- 3 Red warning (Serious flood is expected in low lying areas with more than 30 mm rain)
- 4 No flood occurrence

Department of Education

BUILDING INVENTORY MODULE

Q27. Number of Rooms (per building)

BUILDING	BUILDING 1	BUILDING 2	BUILDING 3	BUILDING 4	BUILDING 5	BUILDING 6	BUILDING 7	BUILDING 8	BUILDING 9	BUILDING 10
Makeshift rooms (rooms made of temporary structure)										
Administrative Office										
Audio-Visual Room										
Canteen										
Clinic										
Computer Laboratory										
Conference Room										
District Supervisor's Office										
Faculty Room/ Teacher's Room										
Guidance Office										
Home Economics Laboratory										
Industrial Arts Laboratory										
Library										
Multi-Purpose Hall										
Principal's Office										
Science Laboratory										
Speech Laboratory										
Supply Room										

	Number of Functional				Number of Non-Functional
	Male	Female	Shared/Communal	Total of Functional	
Q28A. TOILETS					
Q91. TOILETS NOT INSIDE THE CLASSROOM					
Q28B. TOILET BOWLS/ URINALS					
Q28C. WASHING FACILITIES					

Department of Education

BUILDING INVENTORY MODULE

Q29. Number of new building currently under construction

If there is none, skip to Q33.

Q30. What are the funding source of the new building currently under construction? Encircle all answers that apply.

- 1 PTA (Parent Teacher Association)
- 2 SEF (Special Education Fund)/ LGU (Local Government Unit)
- 3 MOOE (Maintenance and Other Operating Expenses)
- 4 Local Private Sector
- 5 Congress
- 6 Foreign Fund/ Donor

Q31. Total Number of Instructional Classroom in the new building currently constructed based on plan

Q32. Total Number of Non-Instructional Classroom in the new building currently constructed based on plan

Department of Education

BUILDING INVENTORY MODULE

In answering Q19, Q22 and Q26, please refer to the answer guide below.

Q19. Building Design

- 1 Army Type School Building
- 2 Bagong Lipunan I
- 3 Bagong Lipunan II
- 4 Bagong Lipunan III
- 5 DECS 1 Room Building
- 6 DepED Multi-Storey School Building
- 7 DepED School Building (Modified)
- 8 DepED School Building (Standard)
- 9 DOST Science Laboratory Building
- 10 Economic Support Fund (ESF) Building
- 11 Educational Facilities Improvement Program (EFIP) – JICA
- 12 Fabricated Vigorous Room 2000
- 13 Federation of Filipino Chinese Chamber of Commerce and Industry, Inc. (FFCCCI) "Barrio School"
- 14 FVR 2000
- 15 Gabaldon Type
- 16 GOJ-EFIP Building
- 17 GOJ-TRSBP Building
- 18 Imelda Type
- 19 Learning and Public Use School Building (LAPUS)
- 20 Little Red School House
- 21 Magsaysay Type
- 22 Marcos Type
- 23 Multi-Purpose Workshop Building
- 24 PAGCOR Building
- 25 Pre-School/Kindergarten Building
- 26 Public-Private School Infrastructure Project (PSIP School Building)
- 27 RP-US Bayanihan
- 28 SB Readily Assembled Multi-Optima Shelter (RAMOS)
- 29 SBP4BE Building - AusAid
- 30 Science Laboratory Building
- 31 SEDIP Building
- 32 SEDP Building (Carino Type)
- 33 Spanish Grant School Building Package
- 34 SPHERE Building - AusAid
- 35 Third Elementary Education Project (TEEP) School Building
- 36 Typhoon Resistant School Building Program (TRSBP) - JICA

Q22. Building Condition

- 1 Good Condition (Refers to a building which does not need repair)
- 2 Needs Minor Repair (Refers to the repair or replacement of school building components which are not subjected to critical structural loads and stresses and which are estimated to cost less than ten percent (10%) of the cost of a standard building unit such as repair of windows, doors, partitions and the like)
- 3 Needs Major Repair (Refers to the repair or replacement of school building components which are subjected to critical structural loads and stresses and which are estimated to cost ten percent (10%) or more of the cost of a standard building unit such as roof frames, posts and exterior walls)
- 4 On-going Construction (Refers to the school building/structure that are not yet completed and/or not yet turned over)
- 5 For Completion (Refers to a building/structure which was not completed according to the design (e.g. one storey building was completed using a two storey design building plan))
- 6 For Condemnation (Refers to the school building/structure that are not safe for occupancy and not currently used but without official declaration from the Municipal/City Engineer)
- 7 Condemned/For Demolition (Refers to a building officially declared by the Municipal/City Engineer to be dangerous to the life, health, property or safety of the public or its occupants)

Q26. Funding source of on-going reconstruction in the building

- 1 PTA (Parent Teacher Association)
- 2 SEF (Special Education Fund)/ LGU (Local Government Unit)
- 3 MOOE (Maintenance and Other Operating Expenses)
- 4 Local Private Sector
- 5 Congress
- 6 Foreign Fund/ Donor

Department of Education

SCHOOL LAND AND UTILITIES

Q33. School Total Land Area (in sq meters)

Q34. Is the school land titled to DepEd?

- 1 Yes
- 2 No

Q35. What are the sources of the school electricity? Encircle all answers that apply.

If school has no electricity, skip to Q40.

- 1 Grid
- 2 Solar
- 3 Generator
- 4 Others
- 5 No electricity

Q36. If source of electricity is solar, where are the batteries located?

- 1 Inside the classroom
- 2 Outside the classroom

Q37. Number of hours that electricity is usually available in a day

Q38A. Who pays the electric bill of the school?

- 1 LGU
- 2 School
- 3 Others

Q38B. Amount of electricity bill (in Feb 2018)

Q39. How often do you experience electricity disruption in a month? Encircle one answer that applies.

- 1 Once a month or less
- 2 Two to three times a month
- 3 Four times a month (once a week)
- 4 More than four times a month

Q40. Is there a water connection available in the community?

- 1 Yes
- 2 No

Q41. What are the sources of the school water connection? Encircle all answers that apply.

If school has no water connection, skip to Q45.

- 1 Piped water from local service provider
- 2 Deep Well
- 3 Free Flow/ Natural Source
- 4 Rainwater Catchment
- 5 No water connection

Q42. Number of hours that water connection is usually available in a day

Q43. Amount of water bill (in Feb 2018)

Q44. How often do you experience water connection disruption in a month? Encircle one answer that applies.

- 1 Once a month or less
- 2 Two to three times a month
- 3 Four times a month (once a week)
- 4 More than four times a month

Department of Education

E-CLASSROOM/ COMPUTER LABORATORY MODULE

Q45. DCP batch number received by the school (Encircle all batches that apply.)

If there is no DCP received, skip to Q49.

- | | | |
|-------------|-------------|-------------|
| 1 Batch 1 | 16 Batch 16 | 31 Batch 31 |
| 2 Batch 2 | 17 Batch 17 | 32 Batch 32 |
| 3 Batch 3 | 18 Batch 18 | 33 Batch 33 |
| 4 Batch 4 | 19 Batch 19 | 34 Batch 34 |
| 5 Batch 5 | 20 Batch 20 | 35 Batch 35 |
| 6 Batch 6 | 21 Batch 21 | 36 Batch 36 |
| 7 Batch 7 | 22 Batch 22 | 37 Batch 37 |
| 8 Batch 8 | 23 Batch 23 | 38 Batch 38 |
| 9 Batch 9 | 24 Batch 24 | 39 Batch 39 |
| 10 Batch 10 | 25 Batch 25 | 40 Batch 40 |
| 11 Batch 11 | 26 Batch 26 | 41 Batch 41 |
| 12 Batch 12 | 27 Batch 27 | 42 Batch 42 |
| 13 Batch 13 | 28 Batch 28 | 43 Batch 43 |
| 14 Batch 14 | 29 Batch 29 | 44 Batch 44 |
| 15 Batch 15 | 30 Batch 30 | 45 None |

In answering Q52 please refer to the answer guide below.

Q52. Funding Source

- | | |
|---|------------------------|
| 1 PTA (Parent Teacher Association) | 3 Local Private Sector |
| 2 SEF (Special Education Fund)/ LGU (Local Government Unit) | 4 Congress |
| | 5 Foreign Fund/ Donor |

EQUIPMENT	DepEd-Provided			Non-DepEd-Provided			
	Q46. Total number of items received	Q47. Number of Working	Q48. Number of Defective	Q49. Total number of items received	Q50. Number of Working	Q51. Number of Defective	Q52. Funding Source
Desktop Computers (Standalone)							
Host PCs of Virtual Terminals							
Virtual Terminals							
Laptop/ Notebook/ Netbook							
Tablets/ Tablet PCs							
Interactive Whiteboard							
Router							
Printer							
Projector							

Facilities in the E-classroom/ Computer Laboratory	Q53. Number of Working	Q54. Number of Defective
Aircondition Units		
Chairs/ Mono chairs		
Circuit Breaker		
Computer Tables		
Electric Fan		
Electrical Lighting		
Electrical Outlets		
Generator		
LAN (Local Area Network)		

Q55A. Number of E-classroom with Standard Size (7mx18m)

Q55B. Number of E-classroom with Non-Standard Size

Department of Education

E-CLASSROOM/ COMPUTER LABORATORY MODULE

Write NA if not applicable.

BATCH	Q56. Number of Computers/ Terminals that need repair	Q57. With or without warranty?	Q58A. Date Damaged	Q58B. Date Resolved
Batch 13				
Batch 14				
Batch 15				
Batch 16				
Batch 17				
Batch 18				
Batch 19				
Batch 20				
Batch 21				
Batch 22				
Batch 23				
Batch 24				
Batch 25				
Batch 26				
Batch 27				
Batch 28				
Batch 29				
Batch 30				
Batch 31				
Batch 32				
Batch 33				
Batch 34				
Batch 35				
Batch 36				
Batch 37				
Batch 38				
Batch 39				
Batch 40				
Batch 41				
Batch 42				
Batch 43				
Batch 44				

Q59. Does your school have a certification of proper electrical wiring and outlets?

- 1 Yes
- 2 No

Q60. Is there a group of 3 people designated to be the school inspectorate team?

- 1 Yes
- 2 No

Q61. Frequency of E-classroom Usage (Number of hours in a week)

Grade 1	_____	Filipino	_____
Grade 2	_____	English	_____
Grade 3	_____	Mathematics	_____
Grade 4	_____	Science	_____
Grade 5	_____	EPP/ TLE	_____
Grade 6	_____	Computer	_____
Grade 7	_____	Araling Panlipunan (AP)	_____
Grade 8	_____	Edukasyon sa Pagpapakatao (EsP)	_____
Grade 9	_____	HEKASI	_____
Grade 10	_____	MAPEH	_____
Grade 11	_____		
Grade 12	_____		

Q62. Does your school access the Learning Resources Portal?

- 1 Yes
- 2 No

Q63. Reasons for not using the e-classroom at all

- 1 Absence of training on teachers
- 2 No access on online resources
- 3 No internet access
- 4 Slow internet
- 5 Terminals are not working
- 6 No electricity
- 7 No e-classroom/ computer laboratory

Department of Education

SECURITY

Q64. What are the security mechanisms present in school? Encircle all answers that apply.

- 1 CCTV
- 2 Locks
- 3 Security Personnel/ Guard
- 4 Barangay Tanod/ Watchman
- 5 None

Q65. What are the security mechanisms present in e-classroom? Encircle all answers that apply.

- 1 Locks
- 2 Door Grills
- 3 Window Grills
- 4 None

Q66. What is the source of the salary of the security personnel? Encircle all answers that apply.

- 1 PTA (Parent Teacher Association)
- 2 SEF (Special Education Fund)/ LGU (Local Government Unit)
- 3 MOOE (Maintenance and Other Operating Expenses)
- 4 Local Private Sector
- 5 Congress
- 6 Foreign Fund/ Donor

Q67. Number of hours school has security personnel in a day

- 1 Less than 6 hours
- 2 6 to 12 hours
- 3 13 to 18 hours
- 4 19 to 24 hours

Q68. Number of theft incidence of ICT equipment (i.e. CPU, Monitor, Laptop, Projector, Tablet, Interactive White Board) in the past 2 years

If school did not have theft incidence, skip to Q70.

--	--

Q69. Action taken by school regarding the last theft incidence

- 1 Report filed
- 2 Replaced by the school
- 3 Requested for a new equipment
- 4 None

Department of Education

CONNECTIVITY

In answering Q72, Q74 and Q77, please refer to the answer guide below.

Q72/Q77. Funding Source

- 1 PTA (Parent Teacher Association)
- 2 SEF (Special Education Fund)/ LGU (Local Government Unit)
- 3 MOOE (Maintenance and Other Operating Expenses)
- 4 Local Private Sector
- 5 Congress
- 6 Foreign Fund/ Donor

Q74. Type of Internet Connection

- 1 Mobile Data
- 2 DSL
- 3 Fiber
- 4 Mobile Broadband
- 5 Ethernet
- 6 VPN

Phone Connection Service Provider	Q70. Number of Phone Connection	Q71. Expense for Phone Connection (In Feb 2018)	Q72. Funding Source for Phone Connection
1 Globe			
2 Smart			
3 PLDT			
4 Digitel			
5 AT&T			

Internet Connection Service Provider	Q73. Number of Internet Connection <i>If no internet connection, skip to Q80</i>	Q74. Type of Internet Connection	Q75. Access Point (LAN or Wifi or Both)	Q76. Expense for Internet Connection (in Feb 2018)	Q77. Funding Source for Internet Connection
1 Globe					
2 Smart					
3 PLDT					
4 Sky Cable					
5 Others					

Q78. In which areas is the internet available? Encircle all answers that apply.

- | | |
|-------------------------|-----------------------|
| 1 Makeshift rooms | 8 Computer Laboratory |
| 2 Classroom | 9 Faculty room |
| 3 Administrative Office | 10 Guidance Office |
| 4 Audio-Visual Room | 11 Library |
| 5 Basketball Court/ Gym | 12 Science Laboratory |
| 6 Clinic | 13 Speech Laboratory |
| 7 Conference room | 14 Supply Room |

Q79. Number of Desktop Computers and Virtual Terminals connected to the Internet

Desktop Computers _____
 Virtual Terminals _____

Department of Education

TRAINING AND MONITORING

Q80. Are there trainings conducted by the supplier for the teachers?

If there are no trainings conducted, skip to Q83.

- 1 Yes
- 2 None

Q81. What are the topics discussed during the training? Encircle all answers that apply.

- 1 Digital Concepts
- 2 Digital Operations and Management
- 3 Digital Applications
- 4 Digital System Network
- 5 Digital Devices
- 6 Digital Ethics
- 7 Others

Q82. Number of teachers trained

Q83. Is the DCP Manual (hardcopy or softcopy) given?

- 1 Yes
- 2 No

Q84. How frequent does the Division Office conduct visit inspection on DCP? Encircle the answer that applies.

- 1 Weekly
- 2 Monthly
- 3 Quarterly
- 4 Bi-annually
- 5 Annually
- 6 Never

