



Republic of the Philippines
Department of Education
REGION X - NORTHERN MINDANAO
DIVISION OF MALAYBALAY CITY

DN: 2021-12-17-725
DEPED MALAYBALAY CITY DIVISION
RELEASED
DATE: DEC 17 2021 TIME: 2:09 pm
BY: [Signature]

DIVISION MEMORANDUM

No. 725 s. of 2021

To: Assistant Schools Division Superintendent
Chief Education Supervisors, SGOD and CID
Education Program Supervisors
All Others Concerned

From: *[Signature]* **VICTORIA V. GAZO, PhD, CESO V**
Schools Division Superintendent

Date: December 17, 2021

Subject: **DISSIMINATION OF OUA MEMO 00-1221-0075 re: FREE
DOWNLOAD OF MICROSOFT 11 FOR LEARNERS**

Attached herewith is a copy of the memorandum on how learners could download Microsoft 11 free of charge. It is therefore advised that this memorandum is likewise disseminated to all learners enrolled in your school.

Should there be queries contact **Rio G. Arbutante**, Education Program Specialist II, Social Mobilization and Networking at 09664752094.

TO BE POSTED IN THE WEBSITE

Copy furnished:

Records Unit
HRD-WWBM



Address: Sayre Hi-way, Purok 6, Casisang, Malaybalay City
Telefax No.: 088-314-0094; Telephone No.: 088-813-1246
Email Address: malaybalay.city@deped.gov.ph



2021-44371

Republika ng Pilipinas
Kagawaran ng Edukasyon
Tanggapan ng Pangalawang Kalihim



OUA00-1221-0075
To authenticate this document
please scan the QR Code



OUA MEMO 00-1221-0075

MEMORANDUM

14 December 2021

For: **Regional Directors
Schools Division Superintendents
Regional and Division Information Officers
Public School Heads
School ICT Coordinators
All Others Concerned**

Subject: **FREE DOWNLOAD OF MICROSOFT 11 FOR LEARNERS**

The Office of the Undersecretary for Administration (OUA) through the Information and Communications Technology Service (ICTS) officially announces the availability of Microsoft 11 for learners to download for free.

All learners must use their DepEd Microsoft accounts to download Microsoft 11 from the assigned website of their respective regions. A step by step guide is attached as **Annex A**. Learners who do not have their DepEd Microsoft accounts should coordinate with their school ICT coordinator. Windows 11 for teachers will be made available soon, to be announced through another memorandum.

All Regional and **Division Information Officers** are requested to disseminate the assigned link, poster, and other pertinent information about the Windows 11 availability for learners in their respective networks and official social media accounts for widest dissemination.

The materials are available for download through this link: https://depedph-my.sharepoint.com/:f/g/personal/trainer_kcatahan_deped_gov_ph/EjUjQLTMd8RlsSJ:IIZ3L2cBHPD6ab9E8PJ_TzHxzRB09A?c=h7HMq8. A tutorial on the download process is also available for sharing, accessible through this link: <https://aka.ms/DepEdDownloadWin11>.

For concerns and questions regarding the Windows 11 download for learners, please contact Genesis Fernando of the ICTS-User Support Division at genesis.fernando@deped.gov.ph.

For information and appropriate action.

ALAIN DEL B. PASCUA
Undersecretary



Office of the Undersecretary for Administration (OUA)

[Administrative Service (AS), Information and Communications Technology Service (ICTS), Disaster Risk Reduction and Management Service (DRRMS), Bureau of Learner Support Services (BLSS), Baguio Teachers Camp (BTC), Central Security & Safety Office (CSSO)]

Department of Education, Central Office, Meralco Avenue, Pasig City
Rm 519, Mabini Bldg; Mobile: +639260320762; Tel: (+632) 86337203, (+632) 86376207
Email: usec.admin@deped.gov.ph; Facebook/Twitter @depedtayo



Annex A

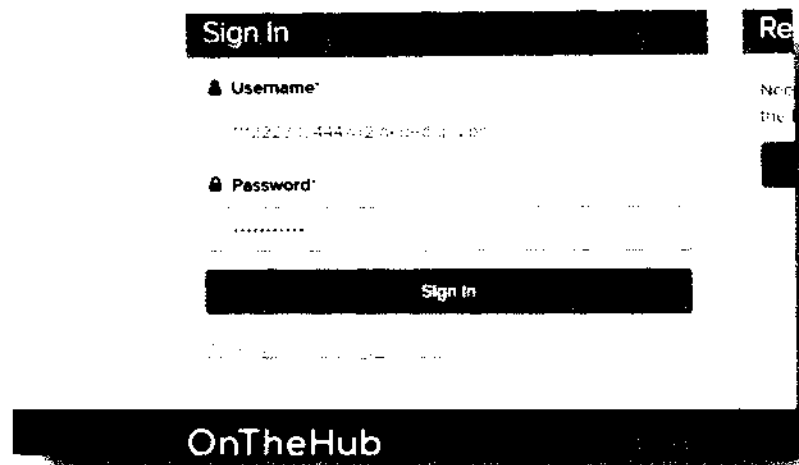
How to Download Windows 11 (Instructions for Learners – 4 Steps)

STEP 1: Puntahan ang webstore ng iyong region. Ito ay naaayon sa inyong DepEd Microsoft account. (Halimbawa: kung ang account niyo ay nagtatapos sa r1.deped.gov.ph, ang iyong webstore na pupuntahan ay ang <https://r1deped.onthehub.com>). Tingnan ang buong table sa ibaba:


KUNG ANG IYONG DEPED EMAIL AY NAGTATAPOS SA...	KAYO AY NABIBILANG SA REGION NA ITO...	AT ITO ANG WEBSITE NA IYONG PUPUNTAHAN PARA MAKUHA ANG WINDOWS 11...
r1.deped.gov.ph	DEPED Region 1	https://r1deped.onthehub.com
r2.deped.gov.ph	DEPED Region 2	https://r2deped.onthehub.com
r3-1.deped.gov.ph	DEPED Region 3-1	https://r3-1deped.onthehub.com
r3-2.deped.gov.ph	DEPED Region 3-2	https://r3-2deped.onthehub.com
r4a-1.deped.gov.ph	DEPED Region 4A-1	https://r4a-1deped.onthehub.com
r4a-2.deped.gov.ph	DEPED Region 4A-2	https://r4a-2deped.onthehub.com
r4a-3.deped.gov.ph	DEPED Region 4A-3	https://r4a-3deped.onthehub.com
r4b.deped.gov.ph	DEPED Region 4B	https://r4bdeped.onthehub.com
r5-1.deped.gov.ph	DEPED Region 5-1	https://r5-1deped.onthehub.com
r5-2.deped.gov.ph	DEPED Region 5-2	https://r5-2deped.onthehub.com
r6-1.deped.gov.ph	DEPED Region 6-1	https://r6-1deped.onthehub.com
r6-2.deped.gov.ph	DEPED Region 6-2	https://r6-2deped.onthehub.com
r7-1.deped.gov.ph	DEPED Region 7-1	https://r7-1deped.onthehub.com
r7-2.deped.gov.ph	DEPED Region 7-2	https://r7-2deped.onthehub.com
r8.deped.gov.ph	DEPED Region 8	https://r8deped.onthehub.com
r9.deped.gov.ph	DEPED Region 9	https://r9deped.onthehub.com
r10.deped.gov.ph	DEPED Region 10	https://r10deped.onthehub.com
r11.deped.gov.ph	DEPED Region 11	https://r11deped.onthehub.com
r12.deped.gov.ph	DEPED Region 12	https://r12deped.onthehub.com
armm.deped.gov.ph	DEPED ARMM	https://armmdeped.onthehub.com
car.deped.gov.ph	DEPED CAR	https://cardeped.onthehub.com
caraga.deped.gov.ph	DEPED CARAGA	https://caragadeped.onthehub.com
ncr1.deped.gov.ph	DEPED NCR1	https://ncr1deped.onthehub.com
ncr2.deped.gov.ph	DEPED NCR2	https://ncr2deped.onthehub.com




STEP 2: Mag-log in gamit ang iyong DepEd Microsoft account.




STEP 3: Piliin ang Windows 11 para i-download ito. Maaari din piliin ang Windows 10, depende sa inyong system specifications.



STEP 4: Pumunta sa check-out at magsisimula na ang download nito. Tandaan, **walang kailangan bayaran sa inyong check-out.** Ang pag-download ng Windows 11/Windows 10 ay FREE.



Kapag na-click na ang “Add to Cart”, mag-scroll down at i-click ang “Check Out”.



Sundan lang ang instructions sa pag-check out hanggang sa makuha niyo ang iyong **PRODUCT KEY**. I-click ang link sa ibaba nito upang simulan ang pag-download ng Windows 11.

